


PondXpert Pond Air Pump

2100, 2700, 3600, 4800, 6000 Models



Box contents


Shown below is the main body of the All4One.



Main unit set up

The single air tube fitting needs to be added to the unit first.


This can be used with either a wider air tube or the manifold fitment.



The manifold holder fits over the single air tube fitting holder. To the other end the manifold is pushed on and both ends are securely fitted via the provided clamps.

Step Four

The Electro Air is provided with four air stones, more can be added up to size if required. The airline provided is 25 metres long and can be cut to a length to suit your requirements.



The airstones simply push fit on to the air line as shown above

Step Five

The metal manifold is adjustable for each valve; these work like a small tap twisting to open and close.

